

# SANMIG 250MF

## Multi-Process Arc Welding

### Processes

MIG/STICK/L-TIG

### Product Number

IDU-W250MF-U1DV

### Input Voltage

120/208-240 VAC 1 Phase

### Rated Output

140A @ 35% Duty Cycle (120V)

### Output Range

10–250A Max

### Input Frequency

50/60 Hz.

See back for complete specifications.

The SanRex 200MF is a dual-voltage, full multi process, synergic control, DC, CC/CV, MIG/Stick/Lift TIG inverter power supply designed for precision MIG, DC TIG and Stick welding. This unit is equipped with an integrated wire feed unit, digital voltage and amperage meters and a host of other features in order to fully satisfy the broad operating needs of the modern welding professional.

### Features:

- **Synergic:** Automatically sets your welder to the proper parameters. Simply set process, material, wire, gas and go!
- **Full Multi-Process:** STICK / L-TIG / MIG with Built-in Wire Feeder.
- **PFC Power Factor correction:** Up to 40% more electrically efficient than conventional MIG Welders.
- **Auto Switch:** Multi-voltage 120/208-240 vac, single phase.
- **Durable Wire Feeder metal Feed Plate:** 2 roll drive system and easy-to-set single scaled wire tension knob.
- **Digital Meters:** Weld Current and adjustable controls.
- **Certifications:** CSA, IEC-974
- **Thermal Overload Protection:** Indicator alerts the operator if duty cycle is exceeded or air-flow is blocked. Easy operation on a 120 VAC, 20 Amp Circuit Breaker.
- **Warranty:** 3 Years.

## Synergic Multi-Process DC Welding Inverter



# SanRex

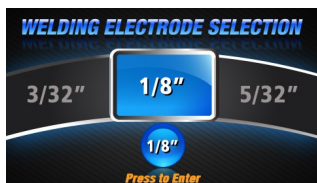
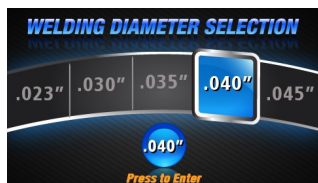
Customer Care  
Tel: 516-625-1313  
Fax: 516-625-8845

SANREX CORPORATION  
PORT WASHINGTON, NY, USA

www.sanrex.com  
SANMIG 250MF  
Form No.:040120250MF

## System Features

### Synergic - Easy Welding Setup!



Quick and easy setup of MIG, STICK and Lift TIG parameters through Synergic front panel controls.

#### Amperage /Wire Speed

Fine tuning for Amperage and Wire Feed speed.

#### Synergic Parameters

Quick and easy setup for MIG, STICK and Lift TIG.

#### EURO Gun Connection

Quick and easy connection and disconnection for welding guns.

#### Output Gas fitting & Receptacle.

Remote controls & Spool Gun.

#### Voltage Control

Fine tuning for Welding Voltage.

#### Inductance / Arc Control

Fine tuning for Arc Control and inductance.

#### Flow Through Cooling

Heat Sensing Fan.

#### Output Terminals

50mm Dinse Twist Lock.



# SANMIG 250MF

## Multi-Process Arc Welding

### System Package

SANMIG 250MF Synergic Multi-Process Welding System (Part No: IDU-W200MF-U1DV) Comes Complete With:

- SANMIG 250MF Power Supply
- 0.030" / 0.035" (0.8mm / 0.9 mm) V Grooved Drive Roll (Installed).
- Argon Flowgauge Regulator & 13 ft. (4m) gas Hose.
- 200 Amp Electrode Holder & 9.7 ft. (3m) Lead.
- 200 Amp Ground Clamp & 10 ft. (3m) Lead.
- 200 Amp MIG Gun with 10 ft. (3m) Cable. (With TWECO® Consumables)
- Power Cord 10 ft. (3m) and NEMA 6-50P 230VAC Plug.
- 230V-115V Adaptor Plug and Cable.
- Operators Manual



**SanRex**

Customer Care  
Tel: 516-625-1313  
Fax: 516-625-8845

SANREX CORPORATION  
PORT WASHINGTON, NY, USA

www.sanrex.com  
SANMIG 250MF  
Form No.:040120250MF



## Specifications



<b>Input Voltage</b> 120-240V, 1 Phase
<b>Rated Output @ Duty Cycle</b> 140A @ 35% (120V) 250A @ 25% (208-240V, 1 Ph)
<b>Input Frequency</b> 50/60 Hz
<b>Output Range</b> 10-140 (120vac) 10–250A (230vac)
<b>Material Thickness</b> Max 3/8" Ferrous Metals
<b>Approvals</b> CSA; IEC 60974-1
<b>Weight</b> 48.5 lbs (22 kg)
<b>Dimensions (HxWxD)</b> 18.9" x 11.02" x 24.22" 480 x 280 x 615 mm)



## Ordering Information

Product	Part Number	Description
SANMIG 250MF Pkg.	IDU-W250MF-U1DV	Includes 250MF Power Supply, 10ft. MIG Gun, 10ft. Work Lead and Electrode Holder, 120/240 vac adaptor, 10ft. Gas Hose and Regulator Flow-gauge.

### Accessories

	MSG-0001	Spool Gun with 20ft. (6m) Cable.
MB 25 MIG Gun	MGE23012B4	200 Amp 13ft. (4M) MIG Gun with remote control. (Included in Package)
TIG Torch	TK1022	10ft. (3m) 200 Amp 26 Style w/remote control.
	MS1009	Heavy Duty Single/Dual Bottle Welding Cart allows you to configure it to carry one bottle of gas up to 10 inches in diameter; or two separate bottles of gas up to 7-1/2 inches in diameter. Fold Down Handle, Wrap Around Cable Holders, made of 18 Gauge Steel with Power Coat Finish, 8" rear wheels and 2 locking Front Casters.